

Customer Name: \_\_\_\_\_ Chassis style & Yr: \_\_\_\_\_ Do you need any parts?

Company: \_\_\_\_\_ OEM Part #: \_\_\_\_\_  Cap

Phone #: \_\_\_\_\_ Select Finish:  Milgrade  Polished  1/2" Plug


Fax #: \_\_\_\_\_ Do you need any mounting hardware?  Vent

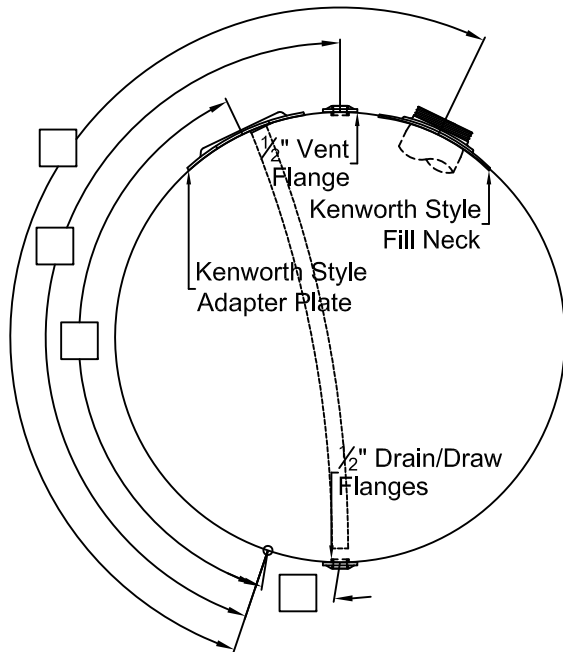
Straps  Mtg Kit  Combo Kit  Sending Unit

Please note parts and mounting are not included in the price of the tank.  Other

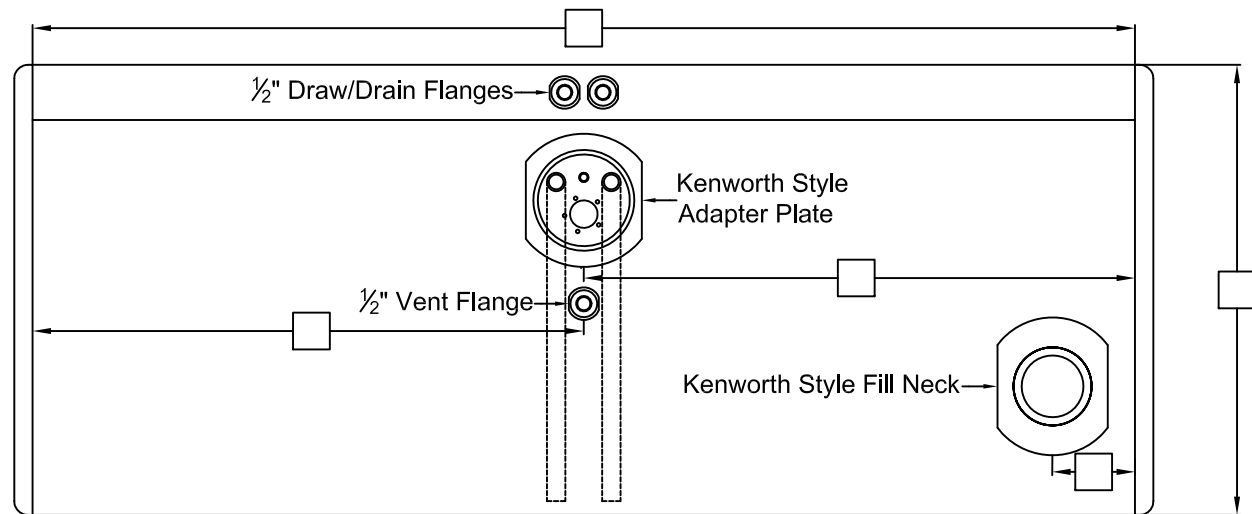
This configuration is typically found on tanks after to 2010.

## Kenworth Style

Truck Front  
FF Ditch Side 



Viewed from rear of ditch side



Please note: All sizes are NPTF unless otherwise noted and reference all measurements from the lateral weld seam and the end cap weld seam to the center of the fittings.